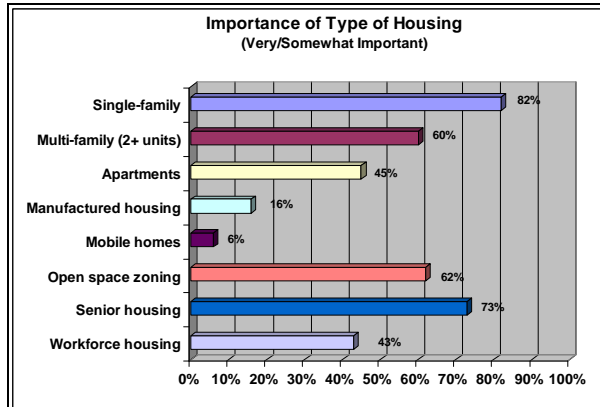


## Housing Options

Respondents were asked to rank the type of housing they wanted in Brookline over the next 10 years. Below are the responses.



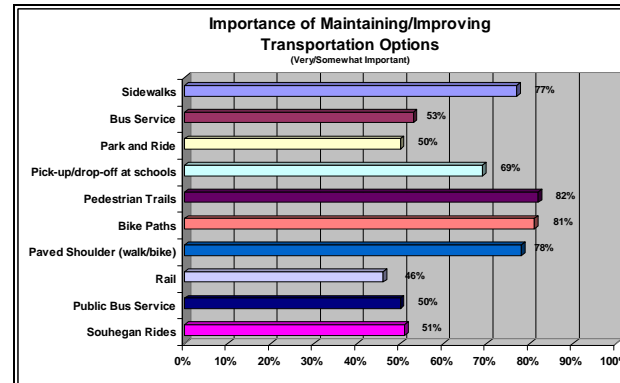
## Future Growth & Development

- Types of new development desired by residents:
  - small office (dentists, insurance)
  - small retail (pharmacy, florist)
  - early learning or child care centers
  - bed and breakfasts
- 68% of respondents through the development of the town center was very/somewhat important

The Master Plan Visioning process is facilitated by the University of New Hampshire Cooperative Extension in partnership with the Town of Brookline. UNH Cooperative Extension is an equal opportunity educator and employer. UNH, U.S. Department of Agriculture and New Hampshire counties cooperating.

## Transportation

Below are respondents answers to how important they thought maintaining/improving different transportation options were in town.



## Economic Development

- 70% of respondents wanted to appoint an Economic Development Committee to plan for and promote economic development goals set forth in the Master Plan with 21% of respondents saying they were “unsure.”
- Respondents saw rural character, safety services, roads and the school system as a “Strength” to economic development.
- Respondents saw the tax rate, zoning, transportation options, employment opportunities, and public infrastructure (water, sewer) as “Challenges” to economic development.



# Brookline Overview of Master Plan Survey Findings

November 16, 2010

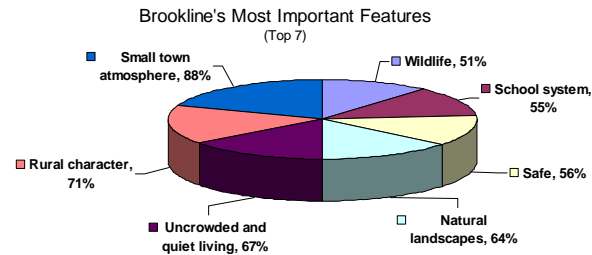
## A Brief Overview

- 104 surveys completed
- .02% household response rate

Ages of respondents were broken down by the following:

- 11% were ages 65 and above,
- 28% were ages 55-64,
- 30% were ages 45-54,
- 27% were ages 25-44, and
- 5% were ages 18-24.

The chart below outlines respondents' responses to Brookline's top seven most important features:



## Major Findings

Of the attributes presented in the survey, those identified as the top 6 general issues were:

- High school and town taxes
- Lack of commercial and business development
- Maintain rural character
- Lack of job opportunities
- Access to high speed Internet
- Excessive housing development

## Natural Resources and Conservation

- 58% of respondents thought the 17% of town-owned conservation land was "about right," with 22% thinking it "should be higher."
- 73% of respondents were in favor of the Conservation Commission selectively cutting trees on town-owned property.
- When asked what to do to preserve wildlife habitat, 60% thought the town should purchase more conservation land.

## Recreational & Cultural Opportunities

Respondents thought it was very/somewhat important to:

- identify a historic district (67%)
- preserve historic structures (89%)
- install signage on historic buildings and historically significant areas (78%).

## Community Facilities & Services

